


## Installing *Revox B77 PAUSE MEMORY*

Before installing you have the possibility to choose between two different modes for Pause Memory B77:

Jumper = small red bridge connector on the board

### 1. **Standardfunction**


Jumper on **BOTH** pins  
(as delivered):




- recording starts immediately
- just Pause Memory is working.
- Pressing any button initiates the desired reel movement

### 2. **special function**

Jumper **just to ONE**  
of the pins:



- Connecting the jumper to one pin, you can switch from PAUSE to PLAY or REC, preventing the B77 from starting to run.
- Recording starts without a clicking sound.
- Reel function PLAY or REC is started then by pressing PAUSE button again.



Unscrew the four phillips screws on the backside of the B77 case: